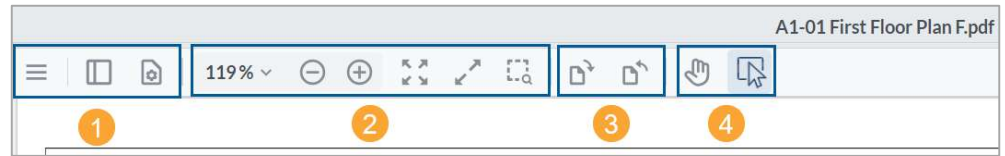


# Applicant Quick Guide – ProjectDox Viewer

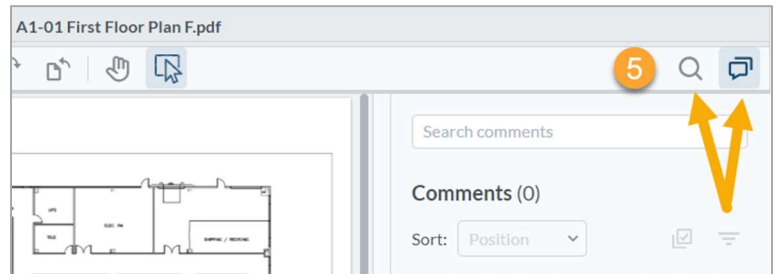
## Main Tool Bar:

(1) Menu dropdown icon, Panel toggle button, and Page Controls button. (2) Zoom features. (3) Rotate Files. (4) Panel toggle button and Select tool.



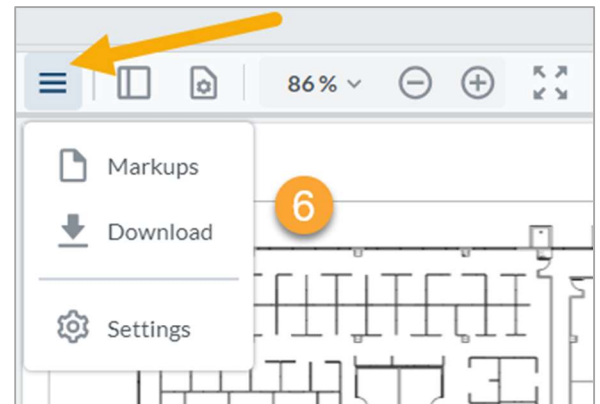
## Right-side Panels:

(5) Toggle between or close the Search and Comments Panels.



## Menu:

(6) Select Markups to view or download files with Markups and comments.



## Markup Layers:

With markup layers open on a file, click on a (7) comment in the Comments Panel to jump to each comment on the markup layer. Respond to comments in the Review Comments Grid.

